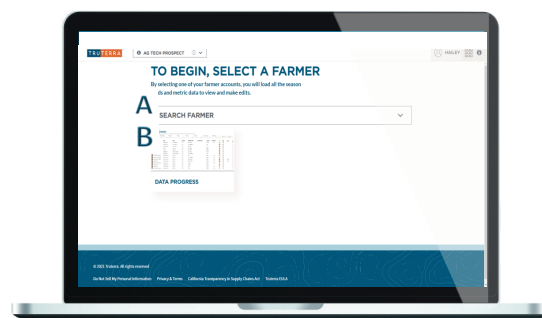


# TRUTERRA SUSTAINABILITY TOOL NAVIGATION GUIDE

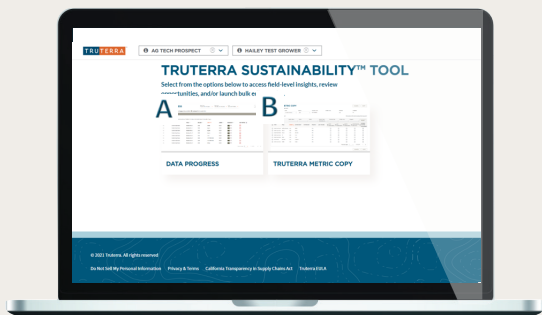
## RETAILER LANDING PAGE

- A. **Grower search bar**
- B. **Data Progress Dashboard** – ability to view all growers and fields under a retail organization



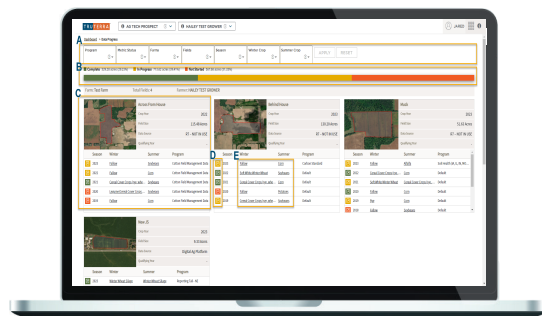
## GROWER LANDING PAGE

- A. **Data Progress Dashboard** – ability to view all fields under the grower, add/edit crop type, and navigate to metric
- B. **Truterra metric copy** – access past years metrics and copy it to current fields



## GROWER DATA PROGRESS DASHBOARD

- A. **Data Filters** – allow you to filter down the data shown in the dashboard
- B. **Metric progress status bars** – gives a snapshot of the data completion for the selected grower
- C. **Field information** – new card view allows all season years to be shown for each field
- D. **Metric Status** – Click on metric status button to enter the metric. Green = Complete, Yellow = in progress, & Red = Not started
- E. **Crop Change** – Use this icon to change both summer & winter crops



**CONTACT YOUR TRUTERRA REPRESENTATIVE WITH QUESTIONS**