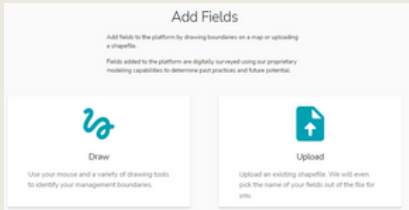
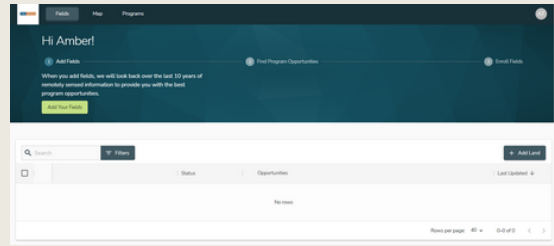


Truterra Sustainability Program Enrollment Instructions

Welcome to **Truterra MyPortal**, your resource for Truterra Program(s) enrollment. MyPortal enables the farmer to add field boundaries and complete enrollment. This resource will guide you through enrollment.

Add fields to begin enrollment

1



2

Upload or draw field boundaries

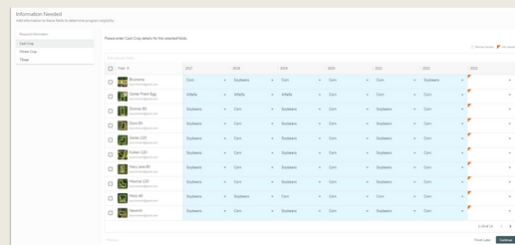
Rename fields, if needed

Confirm Info for fields

Information Needed

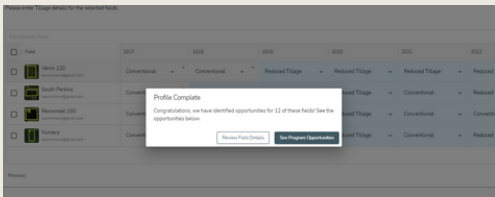
Complete all missing data points. Select **Continue** to complete cash crop, winter crop and tillage information.

3



4

Upon completion of field details, **See Program Opportunities**

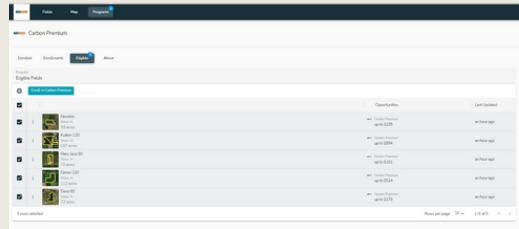
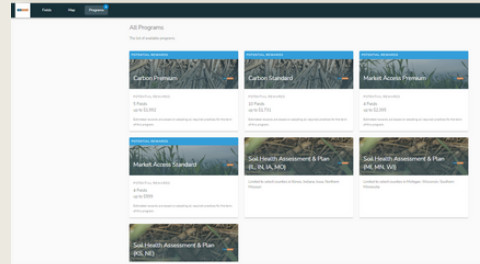


Truterra Sustainability Program Enrollment Instructions

Select **Programs** to continue enrollment

Select **See Eligible Fields**

5



Select fields to enroll

Enroll in program

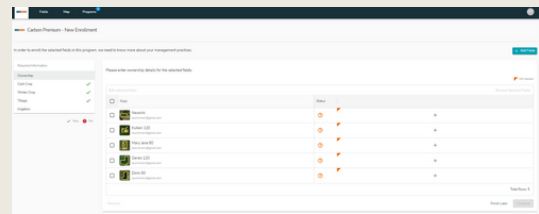
6

Complete additional **program related questions**

Select **Continue**

Commit enrollment, **Agree** to participation

7



Enrollment complete

Program Dashboard - continue enrollment steps for all other programs

Next steps: receive program agreements for signature from DocuSign shortly. Please complete as soon as possible, within 14 days

8

