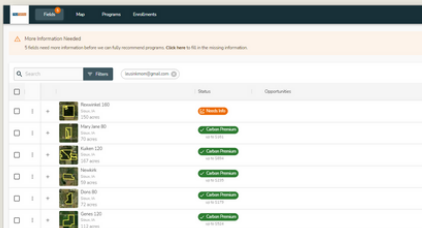
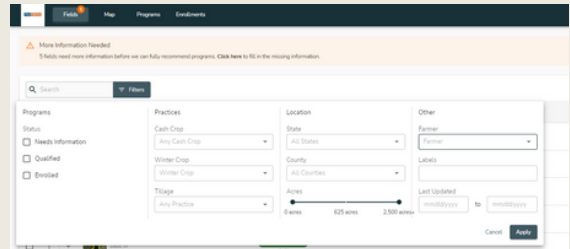


MyPortal Retailer Instructions

Welcome to **Truterra MyPortal**, your resource for Truterra Program(s) enrollment. MyPortal enables the retailer to view pre-loaded boundaries, add boundaries and initiate enrollment on behalf of the farmer. This resource will guide you through enrollment.

Fields view - filter by farmer to begin enrollment process

1

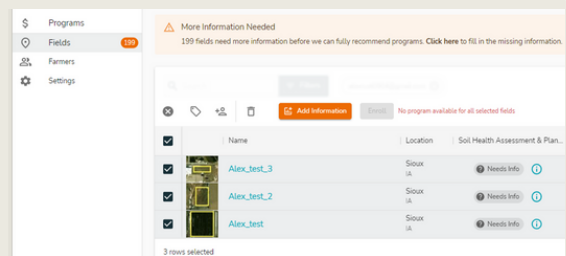


2

Filter by farmer name to view any pre-loaded fields for farmer

Select all fields for selected farmer to add field information

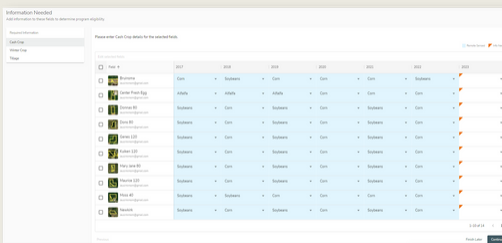
3



4

Add cash crop, winter crop and tillage information for all fields

Upon completion of field details,
See Program Opportunities



MyPortal Retailer Instructions

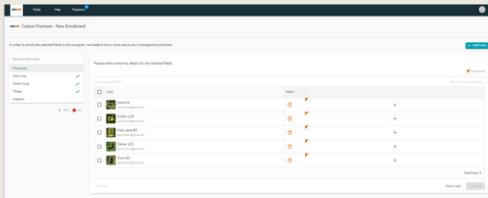
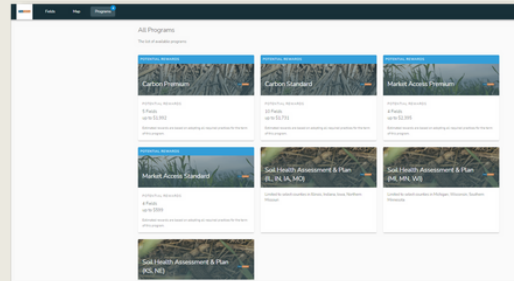
Programs menu

Select program to begin enrollment

Select **See Eligible Fields**

Select all fields for enrollment
(one farmer at a time)

5



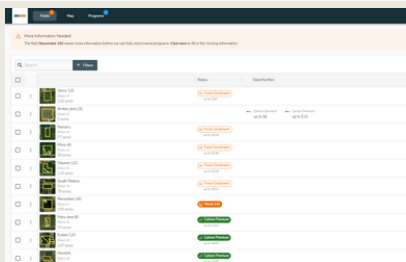
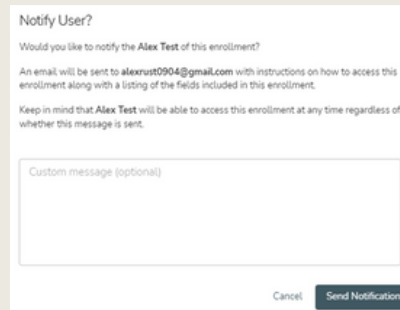
6

Complete additional program related questions

Notify farmer of enrollment and next steps

Farmer will receive email notification with action to confirm their enrollment in MyPortal

7



8

Fields - all fields associated with retailer

Filter by farmer or select farmer field(s) to begin next enrollment