

TRUTERRA™ SOIL HEALTH ASSESSMENT & PLAN


A REAL-TIME SNAPSHOT OF YOUR SOIL HEALTH

Healthy soil often means a more productive farm, which can lead to a healthy bottom line. But how can you quantify the health of your soil?

The Truterra soil health assessment & plan provides a farmer with an evaluation of the health of their soils across their operation. Our insights are delivered in the context of local benchmarks, helping the farmer understand not only how healthy their soils are, but also the benefit of improving their overall soil health.

Truterra starts by taking specialized soil samples to quantify soil health from a chemical, physical, and biological perspective. Truterra then compares these samples to local benchmarks to show how healthy the soil is and what it could be with improved practices, delivering farmers locally relevant practice change recommendations and a multi-year plan to potentially help farmers make their operation more productive and profitable.

GET YOURS TODAY



THE ASSESSMENT & PLAN IS SUPPORTED BY THE SOIL HEALTH INSTITUTE AND FOCUSED ON SIX KEY INDICATORS

- 1. Aggregate stability
- 2. Organic carbon
- 3. Soil compaction
- 4. Nutrient mineralization potential
- 5. Plant water availability
- 6. Soil pH

HOW IT WORKS



EXPRESS INTEREST

Submit a 30-second survey at truterraag.com/enroll.



ENROLL

Set up Truterra MyPortal account and enter field boundary and management data.



SAMPLE

Truterra takes specialized soil samples and analyzes results.



RECEIVE

Truterra delivers custom soil health assessment & plan to farmer through their trusted advisor.





IMPLEMENT

Work with a local advisor to implement recommendations and enroll in supporting Truterra programs to offset financial burden.

WHAT THE FARMER WILL RECEIVE

1 ASSESSMENT

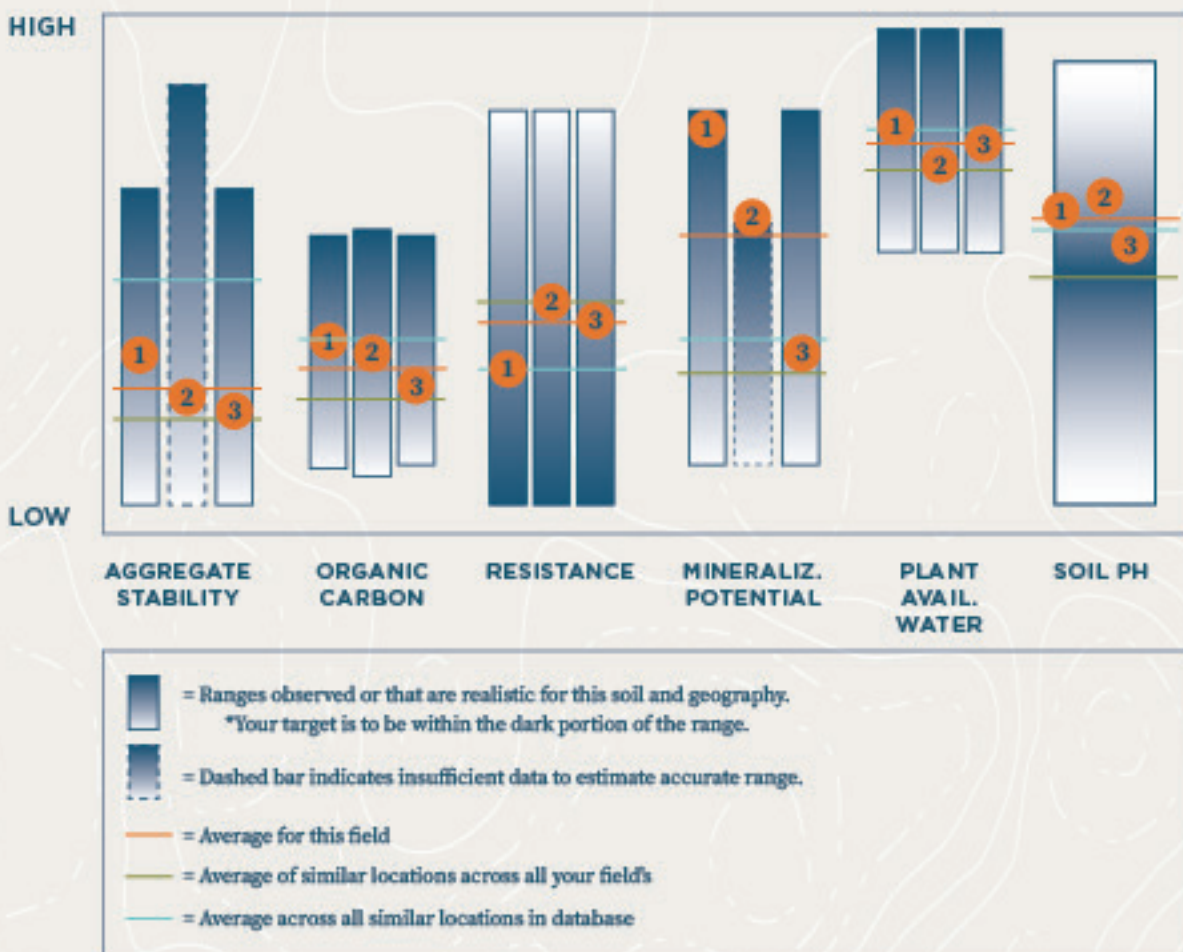
The assessment section uses a strategically selected subset of measurements based on key drivers of soil health to provide a snapshot across the entire operation and for each sampled field that can help provide maximum insights and impact.

AGGREGATE STABILITY	The most comprehensive measure of the soils' overall health. Good aggregate stability helps to reduce erosion potential, increases water infiltration and retention, and protects organic matter.	 = stronger more stable soil
SOIL ORGANIC CARBON	SOC and soil organic matter are the building blocks of healthy soil. They build soil structure, improve water retention, improve plant-available nutrients, and sequester carbon from the atmosphere.	 = healthier soil
SOIL COMPACTION	Occurs when soil particles are firmly pressed together suppressing root growth, water infiltration, and drainage capabilities of the soil.	 = less compaction and better water infiltration
NUTRIENT MINERALIZATION POTENTIAL	Soil mineralization depends on a vibrant soil microbial community. CO2 respiration measures the overall activity of the microbial community, and is highly correlated with mineralization potential.	 = higher microbial activity and greater mineralization potential
PLANT WATER AVAILABILITY	The amount of plant available water that can be held in the soil is a dominant factor in plant growth and microbial health.	 = more water available for plant growth
SOIL PH	Soil pH is a measure of the acidity or basicity (alkalinity). Incorrect soil pH levels can limit microbial populations, nutrient availability, and the effectiveness of soil health practices. Most crops grow best when soil pH is neutral (between 6.5 and 7.3).	 = increases nutrient availability and plant microbial activity

2 BENCHMARKING

Truterra's soil health insights are delivered in the context of local benchmarks, helping the farmer understand how healthy their soils are and the benefit of improving their overall soil health. Healthy soil doesn't look the same across all geographies and soil types, which is why Truterra uses local benchmarking to deliver a guide for healthy soils to a farmer that is reflective of their exact geography and soil type. Farmers will also be able to see how their fields compare to others in their area in a simple format that is easy to read.

SOIL HEALTH ASSESSMENT CHART:



3 RECOMMENDATIONS

Each field sampled will receive locally relevant recommendations to improve soil productivity. These recommendations are customized based on each field's soil samples and local benchmarking. An example recommendation could be to optimize plant growth through implementing balanced fertility and/or adding cover crops to improve soil compaction and aggregate stability.

4 PLAN

Improving soil health does not happen overnight, and neither does implementing new practices, thus Truterra puts the farmer in the driver's seat and works with the farmer's local advisor to deliver the final report. Truterra's soil health assessment and plan provides the framework for the farmer and their local advisor to have a conversation around soil health to jump-start the development of a multi-year transition plan that is best for the farmer's whole operation and implements the recommended practices at the right speed.