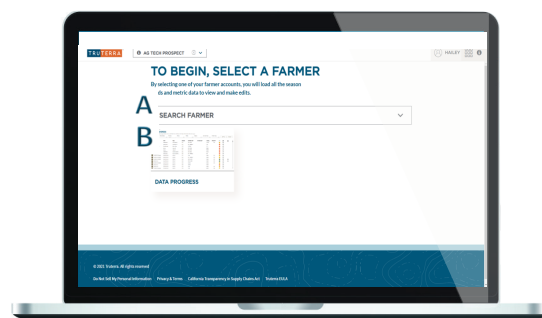


TRUTERRA SUSTAINABILITY TOOL NAVIGATION GUIDE

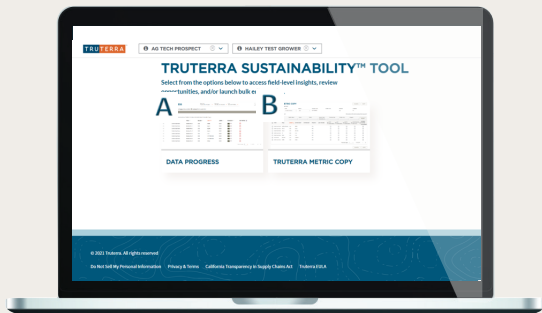
RETAILER LANDING PAGE

- A. Grower search bar**
- B. Data Progress Dashboard** – ability to view all growers and fields under a retail organization



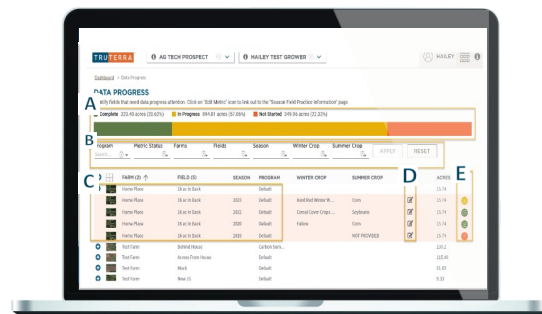
GROWER LANDING PAGE

- A. Data Progress Dashboard** – ability to view all fields under the grower, add/edit crop type, and navigate to metric
- B. Truterra metric copy** – access past years metrics and copy it to current fields



GROWER DATA PROGRESS DASHBOARD

- A. Metric progress status bars** – give a snapshot of the data competition for the selected grower
- B. Data Filters** – allow you to filter down the data shown in the dashboard
- C. Field information** – click the '+' icon to see all season years for a field
- D. Crop Change** – Use this icon to change both summer & winter crops
- E. Metric Status** – Click on metric status button to enter the metric.
Green = Complete, Yellow = in progress, & Red = Not started



CONTACT YOUR TRUTERRA REPRESENTATIVE WITH QUESTIONS